



# Welcome to the Year 8 Parent Information Meeting 28 September 2023



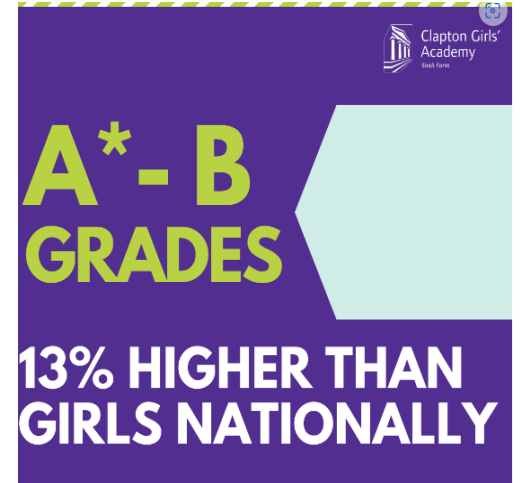
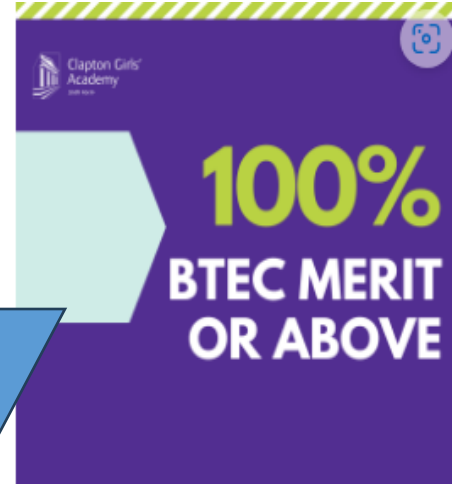
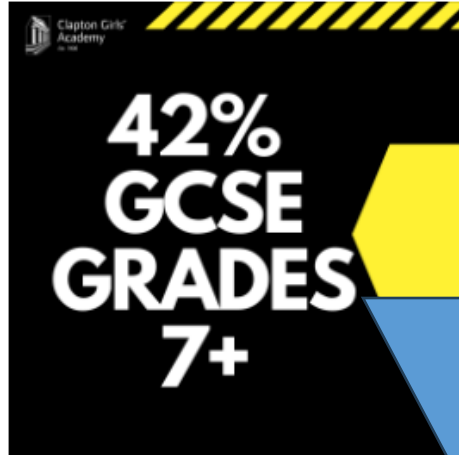
This presentation will be available on the Letters to Parents page of our website from tomorrow.



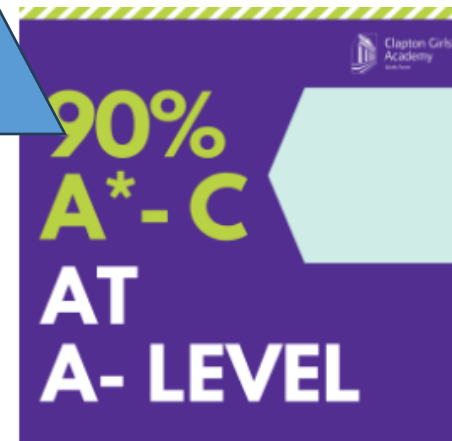
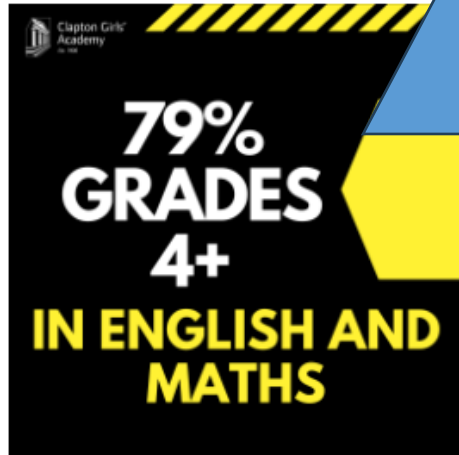
GCSE RESULTS DAY – 2023 – link to results on CGA [website](#)







Top 25%



OUTCOMES - KEY STAGE 4 (Y11) & KEY STAGE 5 (Y13) - 2023



## Destinations

- **80% first choice university places**
- **38% to Russell Group universities**
- **Wide range of exciting courses and apprenticeships**
- **CGA students are heading everywhere, including Manchester, Leeds, Scotland**




ton Gi  
lemy

# Challenge, Wellbeing, Teamwork



**Ms Samuel**  
Head of Year 8



**Ms Tuku-Young**  
Year 8 ESA



**Ms Cook**  
Associate Deputy Headteacher

## Year 8 Team



**Ms De Toro Flores**  
8C



**Ms Pollard**  
(Monday's)  
8L



**Ms Rahman**  
(Tuesday-Friday)  
8L



**Ms Chowdhury**  
8A



**Ms Balsdon**  
8P



**Mr Parnes**  
8T



**Ms Kelman**  
8N

## Associate Tutor:



**Ms Rai**



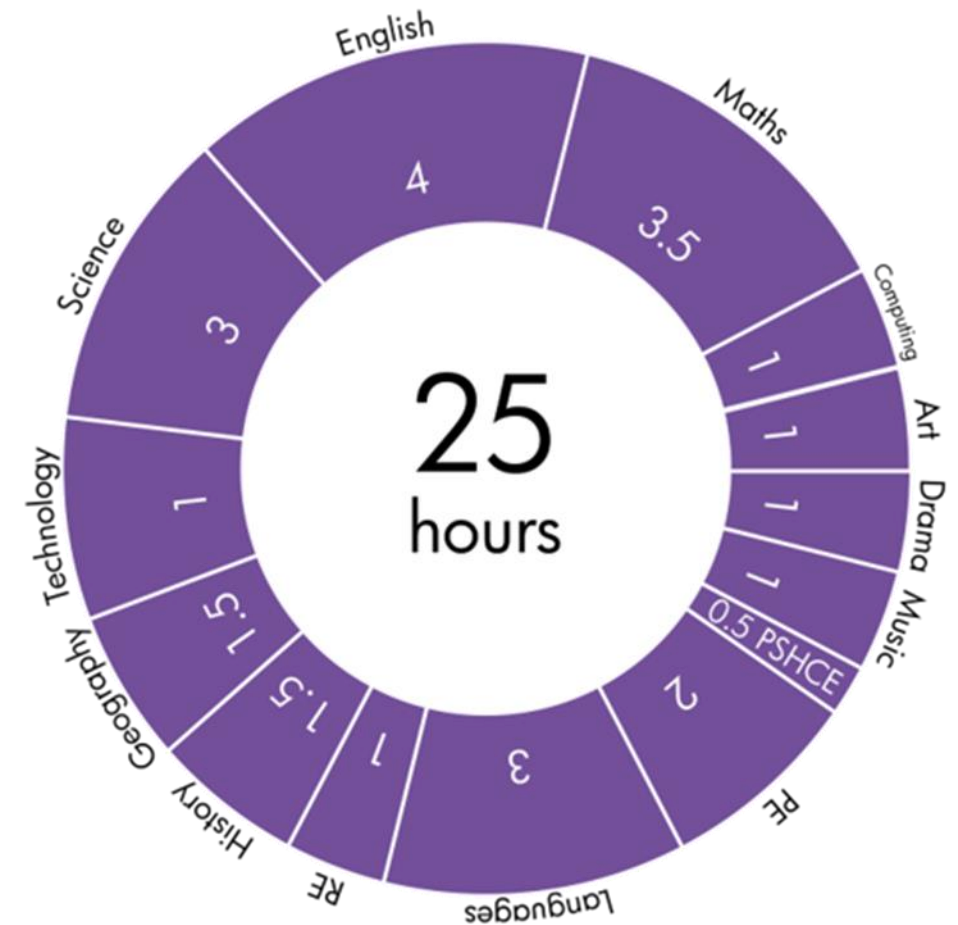


## 1. Challenge for all



## Key Stage 3 Curriculum

In Year 8, all classes are in mixed ability groups for most subjects. They cover a broad and balanced curriculum. Students are only in sets in Maths. All subject aim to inspire, challenge and open a student mind to the possibilities beyond us.





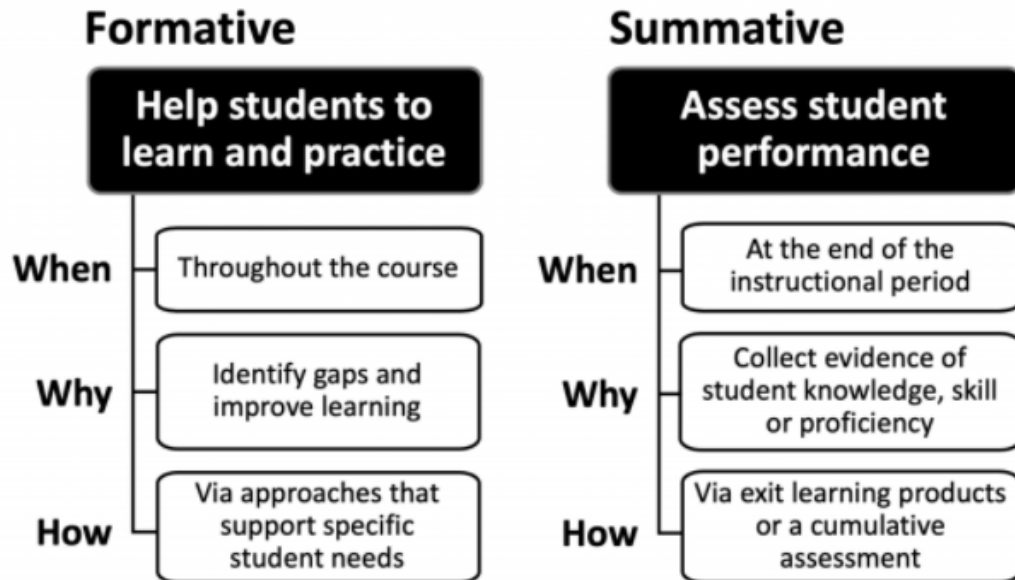
## Assessment

- GCSE options are selected in Year 9.
- Parents will receive **three reports during the school year**. These will explain:
  - how well students are **learning**
  - how well students are **behaving**
  - what **progress** students are making
- At **Parents Evening, on Thursday 14 December** there will be an opportunity to discuss your child's learning with their teachers.





## Feedback



**S**tudent  
**T**ime to  
**A**ssess,  
**I**mprove  
and  
**R**espond

1. Students are provided with the time to **correct mistakes** identified by their teacher
2. Students will be challenged to **answer questions** posed by their teacher or to **redraft** areas of their work



Clapton Girls'  
Academy  
Est. 1906

# Challenge, Wellbeing, Teamwork



Clapton Girls'  
Academy  
Est. 1906



## KEY STAGE 3 CURRICULUM INFORMATION

*Arrive with a dream, leave with a future.*

### Learning statements

Mastering (8+)

Extending

Securing (5+)

Approaching

Developing

Key Stage 3

KS3 CURRICULUM GUIDE

CLICK button to find out more about our KS3 curriculum\*

Please find lots more information on CGA 'Curriculum and Assessment', including understanding KS3 'learning statements', by visiting the [CGA website](#) & downloading the KS3 Curriculum Information booklet.



The **ADT (Art, Design and Technology)** faculty have been working hard to cover the rising cost of materials to ensure that your child can experience **as many practical lessons as possible**. These include: Art, Product Design, Textiles, Computer Aided Design and Manufacture & Food and Nutrition.

We are therefore asking, where possible, that parents contribute **£10 per academic year** to help fund basic items and materials that support these lessons.

We would also gratefully receive any further donations that could be used to support the cost of materials for other students.

Parents can log into ParentPay to make their £10 contribution.





Date	Topic
16 <sup>th</sup> September	World Afro Day
28 <sup>th</sup> September	My Body
12 <sup>th</sup> October	Emotional Literacy/Self Awareness
2 <sup>th</sup> November	Different types of relationships
16 <sup>th</sup> November	British Values – tolerance/anti-racism
20 <sup>nd</sup> November	Healthy behaviours in relationships
14 <sup>th</sup> December	Celebration Assemblies/End of term



## Y8 PSHCE/RSE Overview Autumn 2023/24

PSHCE = Personal, Social, Health & Citizenship Education

RSE = Relationships and Sex Education



## Key information

### **1. Year 8 lockers are located in the Pankhurst building**

Students will use this for storing their coat and PE Kit. No food should be stored and there is no deposit or padlock needed.

**Must only be accessed at the start and end of day or during break.**

### **2. Planners**

We need your support to enable your child to be organised and prepared. Parents should be checking the planner weekly for messages from teachers.

### **3. Prayer room**

We have a new designated prayer room in C06. It is open during lunch time only.

## Careers Provision



- All year groups are supported by the school's Careers Lead, Ms Storey
- Year 7-9 students are entitled to the following support:
  - Opportunities to speak to employers and education providers through trips and visits
  - Work-related learning in the curriculum, during Focus Days and PSHCE lessons supported by our partners (Linklaters, UEL, Greenhouse, Goldsmiths, Jelly London, Reach Out 2 Kids, Sir Robert McAlpine)
  - Impartial advice from Ms Storey
  - Support with creating their own profiles in Unifrog
  - Regular updates about available opportunities (e.g. mentoring, events) through Satchel





## Extra and Super-curricular Activities

Participating in extra-curricular (outside school) and super-curricular (related to subjects) activities will be crucial for students' future applications for jobs, apprenticeships and university.



Please encourage your child to participate in activities that enable them to develop employability skills such as teamwork, confidence, leadership, communication, self-motivation, adaptability, and problem-solving.

Examples could include:

- Sports, arts and cadet groups (e.g. Fire Cadets, Greenhouse basketball, Laburnum Boat Club, Hackney Shed theatre group)
- Youth clubs (e.g. Young Hackney, Springfield Youth Club)
- Volunteering (e.g. charity shops, libraries, conservation areas, ParkRun events)





## Morning and after school clubs (including Greenhouse Sports)

All clubs started on Monday 18 September. All clubs are free. The club list is on the website [here](#)

Breakfast club (free toast and porridge) 8.15am in the Dining Pavilion every day.

The LRC is open from 8.15-8.35am for reading, borrowing books and doing homework.


Homework club runs in the LRC - Monday to Friday 2.50pm - 4.30pm








## Safety online



OUR ACADEMY PARENTS CURRICULUM REMOTE LEARNING THE YEAR 7 SPACE WELLBEING SIXTH FORM

MENTAL WELLBEING  
PARENT WELLBEING  
STAYING SAFE ONLINE

**STAYING SAFE ONLINE**



### Online safety tips for parents of 11-13 Year Olds

#### Checklist

- Put yourself in control  
Make use of the parental controls on your home broadband and any internet-enabled devices, including your child's mobile phone. You can find out how at your broadband or mobile network provider's website. Find out how to setup safe search in Google by going to [google.co.uk/safesearch](https://www.google.co.uk/safesearch).
- Agree boundaries  
Have a family agreement about where they can use the internet, how much time they can spend online, the sites they can visit and the type of

62% of 11 year-olds and 69% of 12 year olds have a Facebook profile despite the minimum age of 13

13

- Check if it's suitable  
The age ratings that come with games, apps, films and social networks are a good guide to whether they're suitable for your child. The minimum age limit is 13 for several social networking sites, including Facebook and Instagram.
- Get them clued up about

Learn about it:	Talk about it:
<p>Teach your child some simple rules</p> <ul style="list-style-type: none"> <li>Make sure your child knows not to share personal information like their phone number or email address online</li> <li>Only talk to real life friends or family on social media sites and in chatrooms</li> <li>Use privacy settings whenever they exist to keep their information private</li> <li>Don't arrange to meet people in real life that they've only talked to online</li> <li>Use secure and legal sites to download music and games</li> <li>Check attachments and pop ups for viruses before they click or download anything</li> <li>Use online friendly URLs when they're out and about to filter inappropriate content</li> <li>Don't use things online that they wouldn't want you to see</li> </ul>	<p>Tips for a meaningful conversation</p> <ul style="list-style-type: none"> <li>Ask them for advice on how to do something online and use this as a conversation starter</li> <li>Make sure they know they can come to you if they're upset by something they've seen online</li> <li>Be sensitive and praise them when they share their online experiences with you</li> <li>Make sure they know how to block abusive comments and report content that worries them</li> <li>If your child comes to you with an issue, stay calm and listen without judging them</li> <li>Tackle peer pressure by explaining that if they are teased into bullying someone, writing or sending inappropriate images it may get reported to their school or even the police</li> <li>Teach them to treat others as they'd like to be treated online and set a good example with your own internet use</li> </ul>





## Maths curriculum in year 8

- Broad and Diverse curriculum
- Our SOW is closely linked to MyMaths textbooks. Online versions can be found at [www.Kerboodle.com](http://www.Kerboodle.com)
- Students learn a mix of number, geometry, statistics, probability and ratio & proportion over the year. We also do some cross curricular work during Money week in June.
- Students have 2 learning checks per half term and 1 assessment each term.

Contents	
<b>1</b>	<b>Whole numbers and decimals</b>
	Introduction
<b>1a</b>	Integers and decimals
<b>1b</b>	Multiplying and dividing integers
<b>1c</b>	Multiplies and factors
<b>1d</b>	Prime numbers
<b>1e</b>	LCM and HCF
<b>1f</b>	Squares and cubes
<b>1g</b>	Square roots
<b>1h</b>	Cube roots
	My summary/review
	My practice
<b>2</b>	<b>Measures, perimeter and area</b>
	Introduction
<b>2a</b>	Metric measure
<b>2b</b>	Imperial measure
<b>2c</b>	Perimeter and area of a rectangle
<b>2d</b>	Area of a triangle
<b>2e</b>	Area of a parallelogram and a trapezium
	My summary/review
	My practice
<b>3</b>	<b>Expressions and formulae</b>
	Introduction
<b>3a</b>	Simplifying and substituting
<b>3b</b>	Indices
<b>3c</b>	Like terms
<b>3d</b>	Expanding brackets
<b>3e</b>	Substitution into formulae
<b>3f</b>	Writing a formula
	My summary/review
	My practice
	Case study 1: Energy in the home
<b>4</b>	<b>Fractions, decimals and percentages</b>
	Introduction
<b>4a</b>	Ordering decimals
<b>4b</b>	Fractions and decimals
<b>4c</b>	Adding and subtracting fractions
<b>4d</b>	Fraction of a quantity
<b>4e</b>	Percentages of amounts
<b>4f</b>	Fractions, decimals and percentages
	My summary/review
	My practice
	My Assessment 1
<b>5</b>	<b>Angles and shapes</b>
	Introduction
<b>5a</b>	Angles
<b>5b</b>	Properties of a triangle
<b>5c</b>	Angles in parallel lines
<b>5d</b>	Properties of a quadrilateral
<b>5e</b>	Properties of a polygon
<b>5f</b>	Congruent shapes
	My summary/review
	My practice
<b>6</b>	<b>Graphs</b>
	Introduction
<b>6a</b>	Drawing straight-line graphs
<b>6b</b>	Equation of a straight line
<b>6c</b>	Real life graphs 1
<b>6d</b>	Real life graphs 2
<b>6e</b>	Time series graphs
	My summary/review
	My practice
	Case study 2: Patchwork
<b>7</b>	<b>Mental calculations</b>
	Introduction
<b>7a</b>	Rounding
<b>7b</b>	Mental addition and subtraction
<b>7c</b>	Multiply and divide by powers of 10
<b>7d</b>	Mental multiplication and division
<b>7e</b>	Mental addition and subtraction problems
<b>7f</b>	Mental multiplication and division problems
	My summary/review
	My practice
<b>8</b>	<b>Statistics</b>
	Introduction
<b>8a</b>	Planning a data collection
<b>8b</b>	Collecting data
<b>8c</b>	Pie charts
<b>8d</b>	Bar charts and frequency diagrams
<b>8e</b>	Averages
<b>8f</b>	Averages from frequency tables
<b>8g</b>	Scatter graphs and correlation
<b>8h</b>	Stem-and-leaf diagrams
	My summary/review
	My practice
	My Assessment 2





## Maths Homework: Sparx Maths

- ❖ Personalised maths homework, proven to boost student grades.
- ❖ Students using Sparx Maths Homework made **83% more progress with just 15 minutes** of practice every week (in comparison to those who did no homework).
- ❖ Supports metacognitive learning
- ❖ Provides Parent(s)/Guardian a weekly email on how your child is doing.
- ❖ Excellent revision tool and can be used for independent learning.



## Math's weekly homework routines

- 1** Your child will be set one homework a week by their teacher, on Sparxs via Satchel One.
- 2** Your child's homework will be based on the learning that took place two weeks ago, alongside questions that addresses their misconception from previous homework.
- 3** Your child should spend at least **40 minutes** on their homework as this shows effort and commitment and will ensure that they do quality homework.
- 4** Your child will always be expected to complete their homework in their **orange** homework books.  
The expectations are:
  - To write down the book-code in the margin for each question
  - To write down the answers from the quiz, workings neatly; alongside the codes provided
  - Mark their own work using a **green** pen, make corrections and write down their score at the end.
- 5** Homework will be checked by your child's teacher in class once a week. Your child will be expected to bring their homework book to class for their teacher to view against the criteria 4 i), ii) and iii) above.





# Challenge, Wellbeing, Teamwork

## KS3 English: Year 8

### **Broadening horizons:**

*This year is about building confidence in reading and writing skills, and applying the knowledge from year 7 to more extended, challenging texts.*

Term 1	Term 2	Term 3
Reading Shakespeare analytically and exploring genre: <i>Much Ado About Nothing</i>	Novel study: <i>Sawbones</i> by Catherine Johnson  Unseen Poetry: analysis in practice	Modern Drama: <i>Noughts and Crosses</i> by Malorie Blackman  Short Stories: writing techniques

### **Assessment**

Each unit of work has at least one formative assessment and a summative assessment. After all assessments, students are given feedback by their class teacher and an opportunity to reflect on and improve their work.

### **Home Learning**

All home learning is set via Satchel:one and will range from creative or factual written tasks to reading; research, spelling tests and quizzes. Year 8 will have one home learning task per week.



## Reading routines at CGA

- A reading book is part of school equipment. Every student should have one in their bag, or let their tutor know if they need one.
- 20 minutes quiet reading every Thursday in collective time.
- 'Read together' bookmarks will be given to students to support their independent reading.
- LRC lessons will be used with Years 7, 8 and 9

## How you can support your child's reading:

- Encourage them to join Hackney Libraries for free and loan physical, audio & e-books.
- Encourage them to make a reading book a part of their daily equipment
- Encourage your child to read 30 minutes a day and have discussions about what they are reading.

**PiXL**Reading



**Reading for  
Pleasure**

HOW YOU CAN HELP  
YOUR CHILD



## 2. Wellbeing for all



## 3. Teamwork for all

"support the school":

Attendance;

Punctuality;

Behaviour;

Uniform;

TOGETHER   
towards   
SUCCESS







# Challenge, Wellbeing, Teamwork



## Do you know what your **attendance** is?



You should be aiming to have  
**minimum attendance of 96%**

We want **all students** to be **at school every day** to ensure that you have all of the opportunities to achieve your very best .



## You can support this by:

- Not taking holidays during term time (these cannot be authorised)
- Arranging medical/dental appointments outside of school time
- If an appointment is absolutely necessary students are expected in school either before or after their appointment.
- Ensuring that we are aware of any medical needs

**Our academy attendance target for every student is 96% - 100% attendance for the whole academic year.**





## Support your child's attendance and achievement:

Average Progress 8 score by % absence in Year 10 and 11  
Pupils in 2022 Key Stage 4 performance tables



On average – at the end of their Year 11 exams (GCSEs) - if your child is absent for less than 9 days of the school year, they will achieve grades **WELL ABOVE** the national average.

On average – at the end of their Year 11 exams (GCSEs) - if your child is absent for 40 days across the school year (fewer than 7 days each half term) they will achieve grades **WELL BELOW** the national average.





# Challenge, Wellbeing, Teamwork



- Students must aim to be in school by 8:30am and be inside their year group gate by 8:40am **at the very latest** to allow time to go to their locker without being late for morning line-up.
- If students are late to school, they must come via Laura Place & will complete a 30-minute detention after school on the same day.
- Student lateness is only excused under exceptional circumstances. Please 'support the school' and encourage your child to be in on-time.



## Behaviour Code

### 3 Golden Rules



At home please reinforce our 3 GOLDEN RULES of behaviour ('support the school').

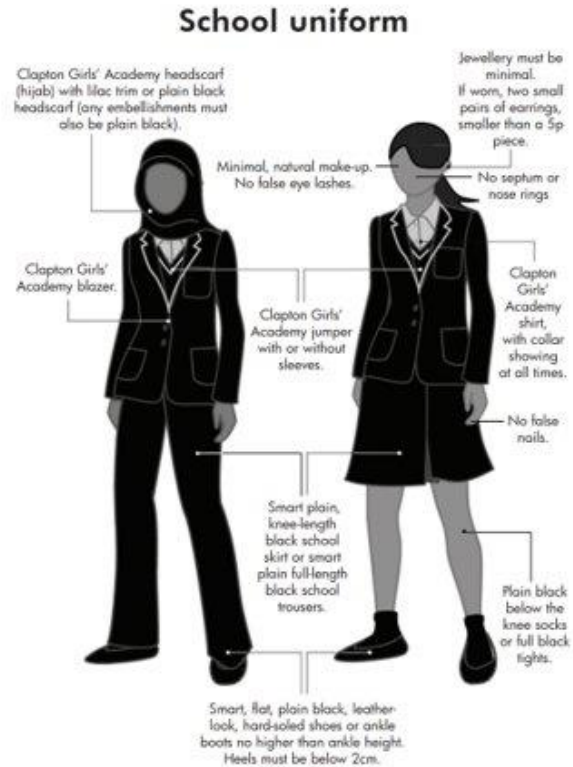
Serious misbehaviour may result in students being out of normal lessons.

This can have a negative impact on learning outcomes.



## Uniform policy

- Smart, flat plain black leather look, hard soled shoes or ankle boots no higher than ankle height. **Students are not allowed to wear trainers.**
- If you would like to access uniform from our second hand uniform shop, please email [friendscga@gmail.com](mailto:friendscga@gmail.com).



Students in the wrong uniform may have to be out of normal lessons. This may have a negative impact on learning outcomes.





Mobile phones and ear pods seen/used/heard in lessons or around the school will be confiscated. This will result in a same day 30-minute afterschool detention.

**If you need to contact your child urgently, please call main reception. If students need to call home, they must inform their HOY or ESA.**

**Confiscated phones will only be returned to a parent/guardian.**





## Mobile phones - healthy use



- Avoid exposure to screens for 1 hour before agreed bedtime.
- No phones in bedrooms.
- Engage in activities that promote wellbeing e.g. sports, reading and talking with each other

**Take the mobile phone at certain times**



**PLEASE MAKE SURE YOU HAVE ACCESSED & ARE USING 3 KEY ONLINE RESOURCES:**

- MyEd
- Satchel One
- ParentPay


**NEW FOR PARENTS**



Connecting parents, students and schools



**Download our school app NOW**

Together through education

Login [Forgot password?](#)

Staff **Parent** Student

- I already have an account
- I don't have an account yet

Search school

Enter email address or username

Enter password 

**Log in**

**Need help?**

▶ [Logging in](#)

Sign up

To create an account you will need to provide your school details.

[Forgot password?](#)

Reset your password

Email not working?

Correct a mistake on your account

## Quicklinks

Click for:



**HOLIDAY & TERM DATES**

**CONTACT US**

**WORK WITH US**

**PARENTPAY**

**SATCHELONE**



The ParentPay Group: 



Services  Who we help  About Resources **For Parents**

## Totally Cashless Income Collection

Collect payments for meals, clubs, trips, uniform and more.



Collect & manage payments



# My Ed parent app – download it now!

It is really important that **ALL** parents/persons with parental responsibility download the app from their app store. You get up to date information about all aspects of your child's school life including attendance, achievements, behaviour, holiday dates and other key academy dates. The app also allows you to link directly to Satchel:One and Parent Pay.

<https://www.myedschoolapp.com/>

## Communication

Read weekly Headteacher letters to parents (emailed every Friday morning)

Read emails

Contact CGA as soon as you have any concern / issue.

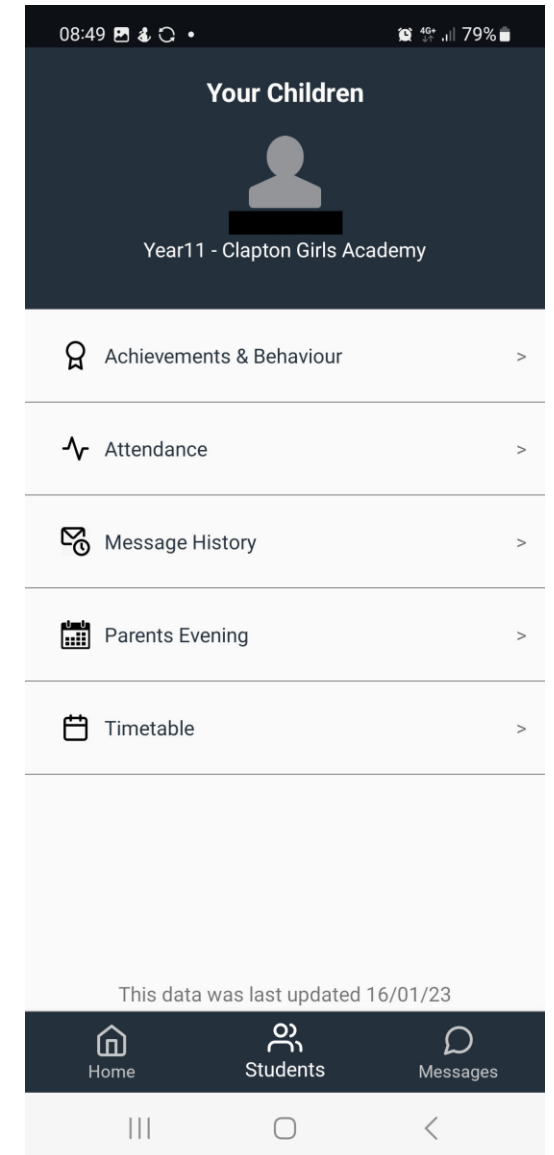
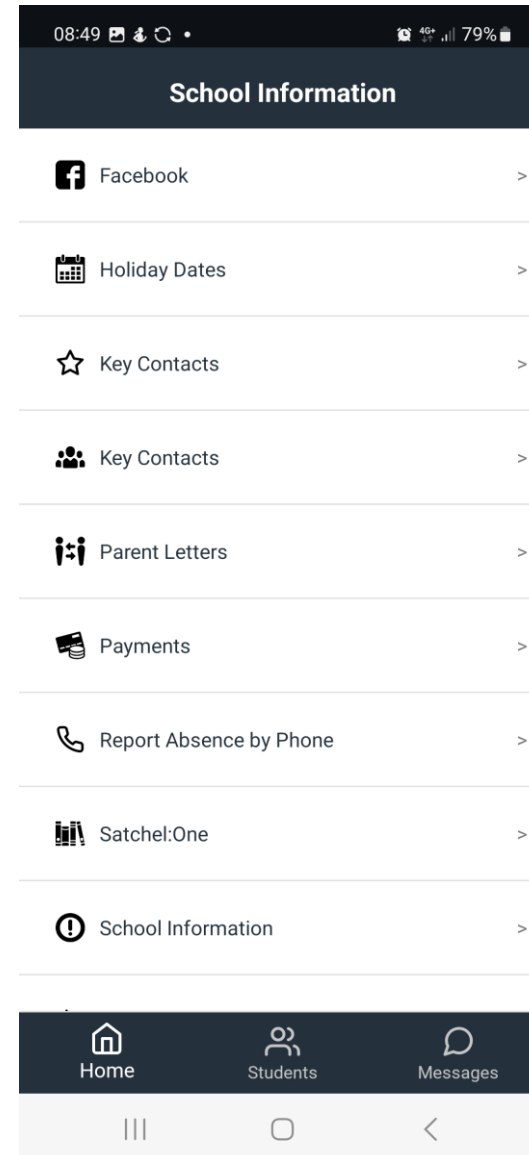
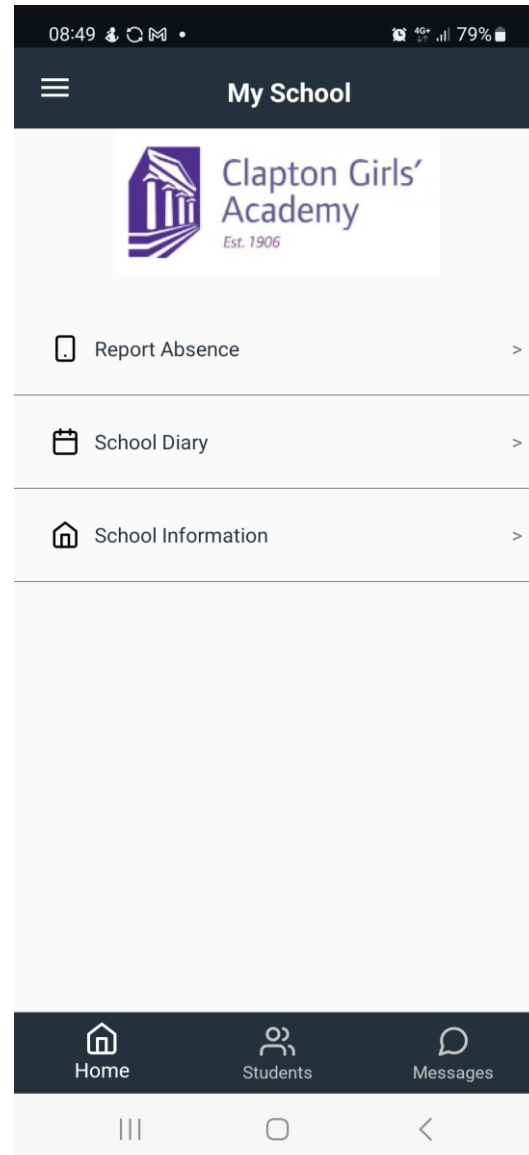
Share feedback via surveys.

Please contact the school and speak to Student Reception if you have any issues with MyEd





**\*Sample of what you see on the app**





satchel:one

Together through education

Login

[Forgot password?](#)

Staff

Parent

Student

I already have an account

I don't have an account yet

Search school

Enter email address or username

Enter password



Log in

Need help?

[▶ Logging in](#)

[Sign up](#)

To create an account  
You will need a valid email address

[Forgot password?](#)

[Reset your password](#)

[Email not working?](#)

Correct a mistake  
not able to log in

**Satchel:one – the CGA homework platform**

[Satchel One | Login](#)

Parents can have their own Satchel:one account. (This is separate from the student account)

Questions about Satchel:one? Please email [JBradbury@clapton.hackney.sch.uk](mailto:JBradbury@clapton.hackney.sch.uk)



## Totally Cashless Income Collection

Collect payments for meals, clubs, trips, uniform and more.

### Quicklinks

Click for:



HOLIDAY & TERM DATES

CONTACT US

WORK WITH US

PARENTPAY

SATCHELONE

Please ensure you have set up a PARENTPAY account.

Parents can access on our 'Quicklinks' page on the CGA website.

ALL STUDENTS need a ParentPay account (even if they are packed lunch). CGA uses ParentPay for ALL PAYMENTS such as visits and curriculum contributions.





## Lunch

All lunch money is to be deposited onto Parentpay. Letters were posted in July. If you did not receive your letter, please email [finance@clapton.hackney.sch.uk](mailto:finance@clapton.hackney.sch.uk)

- Meal deal lunch (meal and drink) can be purchased for £2.85
- Snacks are additional cost (prices will be on website next week)
- A limit can be placed on your child's account

Email [finance@clapton.hackney.sch.uk](mailto:finance@clapton.hackney.sch.uk)







## Trips this term

Focus day trip – Wednesday 8 November



**Dates for  
your Diary**

Aladdin at the Hackney Empire – Tuesday 19 December

£11 per child

We will email you more information and to get consent for the trips nearer the time. Any payment should be made via ParentPay.

# Safeguarding



**Mr Gall**  
Assistant Headteacher  
SENDCO & Inclusion



**Ms Garvin**  
Safeguarding Lead  
Assistant Headteacher



**Ms Bergame**  
DDSL\* &  
Behaviour Lead  
Assistant Headteacher



**Ms Chambers**  
Head of Year 7 &  
Transition



**Ms Samuel**  
Head of Year 8



**Ms Bennett**  
Head of Year 9



**Ms Greenles**  
Head of Year 10



**Ms Onasanwo**  
Head of Year 11



**Ms Begum**  
Head of Year 12



**Ms Baker**  
Head of Year 13



**Ms Begum**  
Engagement  
Intervention Lead /  
DDSL\*



**Ms Bangura**  
DDSL\* &  
Inclusion & Engagement  
Deputy Headteacher



**Mr Norrington**  
DDSL\*



**Ms Anokye**  
Student Support Centre  
Manager &  
Home School Liaison  
Worker

\* Deputy Designated Safeguarding Lead

Our safeguarding team is in place to support your child. If you're child, or someone else is, at immediate risk of harm, students can approach any member of staff in the safeguarding team or any adult in school.

If you know of any student that could be at risk of harm, please contact the academy at [cga@clapton.hackney.sch.uk](mailto:cga@clapton.hackney.sch.uk)



Clapton Girls'  
Academy

Est. 1906

OUR ACADEMY

PARENTS

CURRICULUM

HOME LEARNING

WELLBEING

THE YEAR 7 SPACE

RECRUITMENT

MENTAL WELLBEING

PARENT WELLBEING

PHYSICAL WELLBEING

STAYING SAFE ONLINE

ASSEMBLIES

MENTAL WELLBEING

Remember – there are also lots of resources and links to reliable websites and sources of support on the Mental Wellbeing page of our academy website.





## Parent groups

- **Clapton Girls' Academy** is honoured to have two dedicated parent groups, both working tirelessly to better the outcomes for all of our students.
- Our groups are **The Friends of CGA** and the **Global Majority Parents Group**.
- **Global Majority Group meeting Wed 11 Oct 5:30 – 6:30pm in LRC**
- **Friends of CGA meeting Monday 9 Oct 5:30 – 6:30pm in LRC**
- Being an active parent in your child's school life will better their outcomes, so sign up today!







## Parent Trustee election:

A letter will be sent to you asking if anyone would be interested in becoming a Parent Trustee at CGA.

- The letter will explain what skills are needed to become a Trustee and what the responsibilities will be. You do not have to be an expert in education – just a strong commitment and willingness to undertake training on effective governance.
- We particularly welcome applications from groups who are under-represented on the Board of Trustees.
- If you are interested in this opportunity, please read the letter or speak to a member of staff tonight.



## Home School Communication Policy

Coordinator	Anna Feltham
Review Frequency	Annually
Policy First Issued	July 2023

<https://www.claptongirlsacademy.com/policies>

## CGA has 2 important new policies:

- **Home School Communication:**

Help parents reach the member of academy staff who is BEST placed to address query (see next slide);

Please ensure we have MOST UP-TO-DATE contact details;

- **Guidance for parents:**

Create a safe, respectful and inclusive environment for students, staff and parents;  
Work together in the best interest of our students;



## Guidance for Parents Policy

Coordinator	Anna Feltham
Review Frequency	Annually
Policy First Issued	July 2023



## Home School Communication Policy

<b>Coordinator</b>	Anna Feltham
<b>Review Frequency</b>	Annually
<b>Policy First Issued</b>	July 2023



<https://www.claptongirlsacademy.com/policies>

### Who should I contact?

If you have questions about any of the topics in the table below, or would like to speak to a member of staff:

- Email or call the academy main reception on [cga@clapton.hackney.sch.uk](mailto:cga@clapton.hackney.sch.uk) or 0208 985 6641.
- Put the subject and the name of the relevant member of staff (from the list below) in the subject line for any emails.
- The reception team will forward your request to the relevant member of staff.

**Please remember to** check our website first, much of the information you need is posted there. We try to respond to all emails within two working days.

I HAVE A QUESTION ABOUT...	WEBSITE/EMAIL LINKS
My child's learning/class activities/lessons/homework	The Head of Faculty or Subject for the relevant subject Send a MyEd message or email <a href="mailto:cga@clapton.hackney.sch.uk">cga@clapton.hackney.sch.uk</a>
My child's wellbeing/behaviour/pastoral support	Head of Year Send a MyEd message or email <a href="mailto:cga@clapton.hackney.sch.uk">cga@clapton.hackney.sch.uk</a>
Payments	Email <a href="mailto:finance@clapton.hackney.sch.uk">finance@clapton.hackney.sch.uk</a>
Trips and visit	This will vary depending on the trip. Please email <a href="mailto:CGA@clapton.hackney.sch.uk">CGA@clapton.hackney.sch.uk</a> or call main reception.
Uniform/lost and found	<a href="mailto:sreception@clapton.hackney.sch.uk">sreception@clapton.hackney.sch.uk</a>



## Don't forget:

- 1) Check we have correct contact details for you
- 2) Download the MyEd app
- 3) Log in to Satchel:one using the instructions on your child's letter
- 4) Log in to Parentpay
- 5) Contact our **main reception on 020 8985 6641** or by emailing **CGA@clapton.hackney.sch.uk**
- 6) Contact [cgall@clapton.hackney.sch.uk](mailto:cgall@clapton.hackney.sch.uk) Mr Gall (SENDSCO) if your child has medical or special educational needs that we are not aware of